


THE "Perspective" GLAZED ROOF SYSTEM



THE ROOFLIGHT OR CONSERVATORY ROOF IS USUALLY THE PROMINENT FEATURE, WITH ITS DESIGN AND BEARING DOMINATING THE ENTIRE APPEARANCE, MAKING PLEASING AESTHETICS ESSENTIAL! THE MAIN CONSTITUENT PARTS OF THE 'Perspective' ROOF WILL ENSURE THIS IS ACHIEVED.

TYPICAL SECTION DETAILS - AVAILABLE FOR GLASS POLYCARBONATE GLAZING



RAFTERS

SHOWN HERE IN CROSS SECTION TO ILLUSTRATE THE EMPHASIS ON AESTHETICS AS WELL AS HIGH PERFORMANCE, THERE ARE GLAZING OPTIONS FOR BOTH **GLASS** AND POLYCARBONATE. THERE ARE A CHOICE OF SIZES, WHICH COMBINED WITH OPTIONAL INTERNAL REINFORCING ALLOWS FOR UNSUPPORTED SPANS PREVIOUSLY UNOBTAINABLE WITH PATENT GLAZING BAR DERIVATIVES. THE WELL PROPORTIONED OVOLO DESIGN GIVES EXCLUSIVELY FINE AESTHETIC PROPORTIONS FROM BOTH INSIDE AND OUT. (SQUARE OPTIONS ALSO AVAILABLE).

THE DIFFERENCE ...

THE RAFTER LOCATES POSITIVELY, INSIDE THE EAVES BEAM, WITHIN THE THERMAL BREAK. GLAZING IS CARRIED OVER THE RING BEAM ON A PVC GLAZING CARRIER TO MAINTAIN FULL THERMAL INTEGRITY. THE ALUMINIUM GLAZING CAP ENSURES RAPID INSTALLATION TIMES!



RIDGE

THIS DETAILED VIEW OF THE RIDGE CONFIGURATION ILLUSTRATES THE CONSTRUCTION ASSEMBLY WITH THE COMBINED THERMAL BREAK AND RECEIVER CLIP FOR THE RIDGE CAP. WITH ATTRACTIVE AND AUTHENTIC SIGHTLINES, THE CONCEALED POSITIVE RAFTER CONNECTIONS PROVIDE FOR EXTREMELY RAPID AND ACCURATE INSTALLATION, SAVING TIME, EFFORT AND COST.

AGAIN, INNOVATIVE DESIGN PROVIDES A 'SNAP-FIT' DISTORTION FREE RIDGE CAP FEATURING DOUBLE WEATHER SEALS, **NO INTERNAL CLOAKING NEEDED.**

THE DIFFERENCE ...

STRENGTH AND RIGIDITY MAKE THE ROOF SELF SUPPORTING DURING INSTALLATION! (FOR MOST STYLES).



EAVES / RING BEAM

THE CROSS SECTION SHOWS BOTH THE RAFTER CONNECTION AND THE ROBUST NATURE OF THIS PROFILE WHICH PERFORMS SUCH AN EXTREMELY IMPORTANT FUNCTION WITHIN THE ROOF CONSTRUCTION. A STRONG AND RIGID PROFILE IN TWO SIZES WITH DOUBLE THERMAL BREAK FOR THERMAL PERFORMANCE. LARGE ENOUGH TO ACCEPT A CHOICE OF RAINWATER GOODS AND CAPABLE OF MEETING THE NEEDS OF THE TOUGHEST LOADING DEMANDS, WITH 70MM & 90MM OPTIONS TO SUIT ELEVATION NEEDS.

THE DIFFERENCE ...

THE CAREFULLY DESIGNED RELATIONSHIP BETWEEN RING BEAM AND RAFTER GIVES A DOUBLE WEATHER SEAL TO THE GLAZING, **WITHOUT ANY REQUIREMENTS FOR CLOAKING!**



WALL PLATE

ILLUSTRATED WITH THE END CLOSER PLATE REMOVED, THE VARIABLE PITCH FACILITY, COMBINED WITH RIGID WALL CONNECTION MAKES FOR A RAPID AND ACCURATE INSTALLATION. THIS WALL PLATE USES EFFICIENT DOUBLE WEATHER SEALS TO **AVOID RELIANCE ON SEALANTS**, WITH THE EXTERNAL HOOD BEING THERMALLY BROKEN FROM THE INSIDE OF THE CONSERVATORY AND PROVIDING A STRONG AND NEAT FACILITY FOR EFFICIENT FINISHING OF WALL FLASHINGS.

THE DIFFERENCE ...

RIGID AND EASY TO FIX ACCURATELY, WITH VARIABLE PITCH OPTIONS!

DESIGNER CONSTRUCTION LTD

91 ASHACRE LANE, WORTHING, SUSSEX, BN13 2DE

THE *"Perspective"* GLAZED ROOF SYSTEM



Bespoke
Glazed Installations

Roof Vents,
Windows & Skylights

Folding, Sliding
(Concertina) Doors

Conservatory Roof Kits
& Accessories

Roof Garden Access &
Emergency Escape Hatches

Opening Roofs &
Succah Applications

Clerestory
Lanterns & Orangeries

Rooflights, Skylights,
Lanterns & Pyramids


The "Perspective"
Glazed Roof System

THE INHERENT BENEFITS OF THE '*Perspective*' SYSTEM COME FROM THE INNOVATIVE USE OF STRONG, PURPOSE DESIGNED HOLLOW SECTION ALUMINIUM EXTRUSIONS WHICH INCORPORATE A UNIQUE TOTAL THERMAL BREAK - YOU GET THE SUPERIOR STRENGTH AND LONGEVITY OF POWDER COATED ALUMINIUM - WITHOUT THE COLD AND CONDENSATION ASSOCIATED WITH EARLIER TYPES OF ALUMINIUM CONSTRUCTION WITHOUT THE NEED FOR 'CLIP ON' CLOAKINGS WITH AMPLE CAPACITY FOR POLYCARBONATE OR SEALED UNIT GLAZING.

COMPONENTS DESIGNED FOR THE AUTHENTIC GOOD LOOKS OF A 'VICTORIAN ORIGINAL'



USED IN CONJUNCTION WITH ALUMINIUM 'OGEE' GUTTERING, DENTIL MOULDINGS AND THE FULL DEPTH FEATURE RAFTERS IN OUR "*Perspective*" ROOF SYSTEM, THE AUTHENTIC DIMENSIONS AND THE TRADITIONAL AESTHETIC APPEARANCE OF A TIMBER ROOF ARE ACHIEVED - BUT IN THERMAL BREAK ALUMINIUM - WHICH IS EQUALLY SUITED TO PVCU, ALUMINIUM OR TIMBER PANELS & ELEVATIONS!



THE "*Perspective*" SYSTEM ALSO OFFERS GABLED, LANTERN, PLINTH AND SLIDE-OPEN OPTIONS, TO MEET THE GROWING DEMAND FOR INDIVIDUALISED DESIGNS, WITH SPECIALISED DECORATIVE ACCESSORIES AVAILABLE WHERE SPECIFIC OR 'HERITAGE' STYLING REQUIREMENTS NEED TO BE ACCOMMODATED.


ROOF VENTS



**RIGID & STRONG
THERMAL BREAK
ALUMINIUM**

**QUALITY & TROUBLE FREE
RELIABILITY YOU WOULD
EXPECT FROM THE "*Perspective*"
GLAZED ROOF SYSTEM**

- ◆ BESPOKE SIZES
- ◆ ATTRACTIVE LINES
- ◆ SIMPLE INSTALLATION
- ◆ SUITABLE FOR ALL GLAZED ROOFS
- ◆ GLASS OR POLY
- ◆ FULL THERMAL BREAK
- ◆ 24/25 MM GLAZING
- ◆ WHITE OR BROWN STANDARD
- ◆ ANY COLOUR TO ORDER
- ◆ MANUAL OR POWER OPERATED



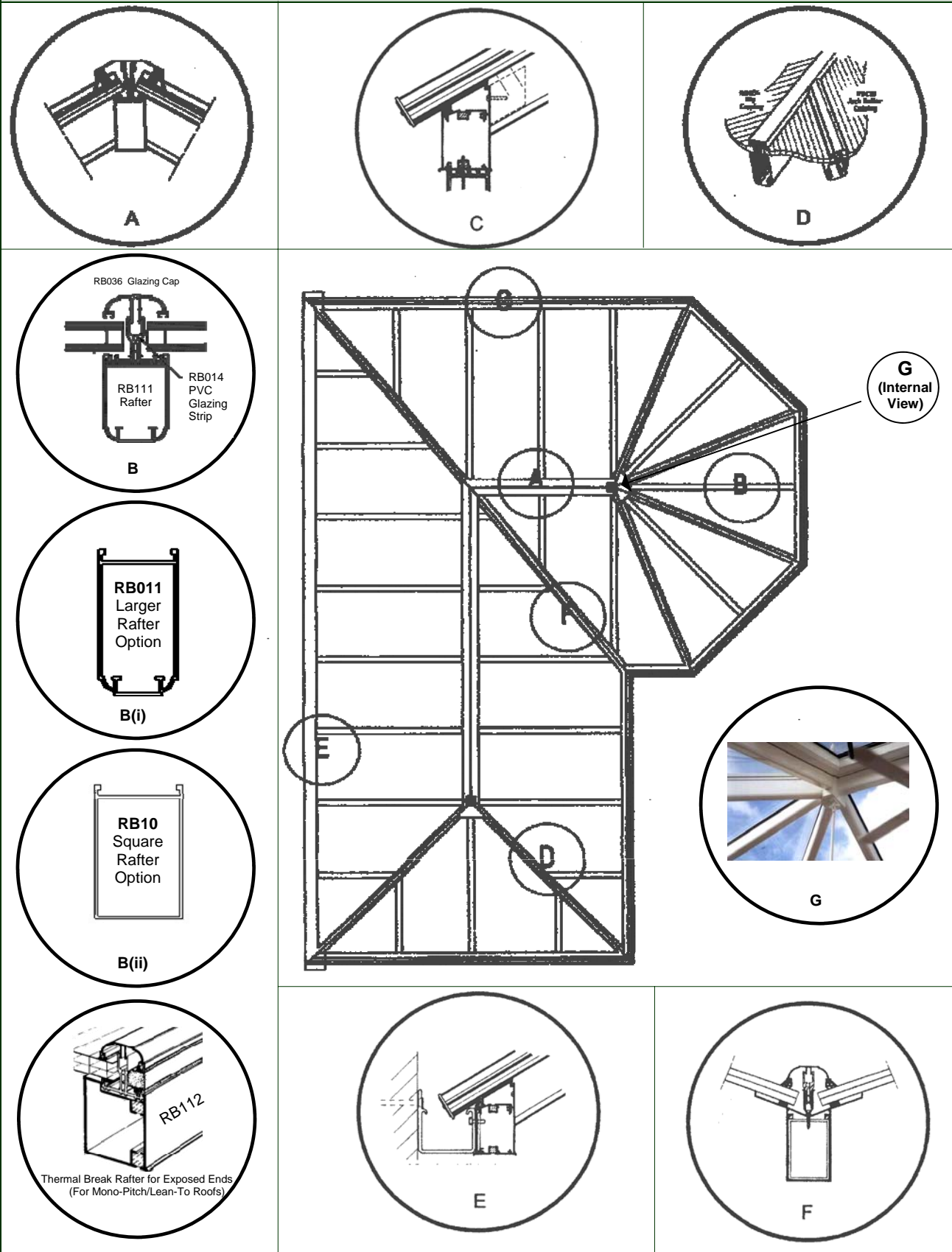
DESIGNER CONSTRUCTION LTD
91 ASHACRE LANE, WORTHING, SUSSEX, BN13 2DE

THE "Perspective" GLAZED ROOF SYSTEM



"Engineered To Take Out The Doubt!"

TYPICAL SECTION DETAILS - AVAILABLE FOR GLASS POLYCARBONATE GLAZING



DESIGNER CONSTRUCTION LTD
91 ASHACRE LANE, WORTHING, SUSSEX, BN13 2DE

Tel: 01903 831 333

www.livingdaylight.co.uk

Fax: 01903 830 724

Perspective-A4-0405

Bespoke
Glazed Installations

Roof Vents,
Windows & Skylights

Folding, Sliding
(Concertina) Doors

Conservatory Roof Kits
& Accessories

Roof Garden Access &
Emergency Escape Hatches

Opening Roofs &
Succah Applications

Clerestory
Lanterns & Orangeries

Rooflights, Skylights,
Lanterns & Pyramids

The "Perspective"
Glazed Roof System