


THE "Perspective" GLAZED ROOF SYSTEM



Bespoke Glazed Installations
Roof Vents, Windows & Laylights
Folding, Sliding (Concertina) Doors
Conservatory Roof Kits & Accessories
Roof Garden Access & Emergency Escape Hatches
Opening Roofs & Succah Applications
Clerestory Lanterns & Orangeries
Rooflights, Skylights, Lanterns & Pyramids
The "Perspective" Glazed Roof System

"Engineered To Take Out The Doubt!"

PORTAL FRAMES



- * ELIMINATE THE COST & INCONVENIENCE ASSOCIATED WITH STEEL FRAMES
- * HIGH STRENGTH / WEIGHT RATIO
- * EASILY HANDLED & INSTALLED
- * NEW CONSTRUCTIONS OR 'RETRO-FIT'
- * CHOICE OF COLOUR FINISH

FEATURES

Portal Frames will ensure the overall integrity and rigidity of larger glazed structures. Where a Conservatory exceeds 30 sq.m. in floor area, it is required that building regulations approval is obtained with structural calculations having to be submitted to prove that the structure will meet the requirements for imposed and wind loadings. These calculations do not apply to just the roof, but to the entire overall structure - this is where portal frames play such an important role. All conservatory installers are familiar with the use of Tiebars to prevent the 'spread' effect caused by the weight of the roof in a 'ridge' style of construction pushing downwards and outwards on the Ringbeam. Building regulations are also formulated to prevent 'compression' effect, caused by wind loadings on the elevations and 'uplift' forces the roof can experience in extreme weather conditions.


Portal Frames provide a rigid structural support, following the internal lines of the conservatory. Traditionally, steel was used, with the attendant cost and inconvenience of heavy lifting, outside contractors, plus the final painting or cloaking to disguise the steelwork.

"Perspective" Aluminium Portal Frames eliminate the cost and inconvenience associated with steelwork. With a high strength-to-weight ratio, they can be easily handled and installed by your own fitters - and they are supplied with a high quality and durable powder paint finish to your choice of colour. They can be supplied to fit a new structure, or for 'retro-fit' where an existing structure requires remedial support and can be powder coat finish of P.V.C. "snap-fit" cloakings.

NOTE: The illustration shown above shows a portal frame which was installed after the conservatory was constructed, to meet structural requirements. The colour match was to blend with the hardwood frames and the aluminium roof structure.

DESIGNER CONSTRUCTION LTD
91 ASHACRE LANE, WORTHING, SUSSEX, BN13 2DE

THE "Perspective" GLAZED ROOF SYSTEM



Bespoke
Glazed Installations

Roof Vents,
Windows & Laylights

Folding, Sliding
(Concertina) Doors

Conservatory Roof Kits
& Accessories

Roof Garden Access &
Emergency Escape Hatches

Opening Roofs &
Succah Applications

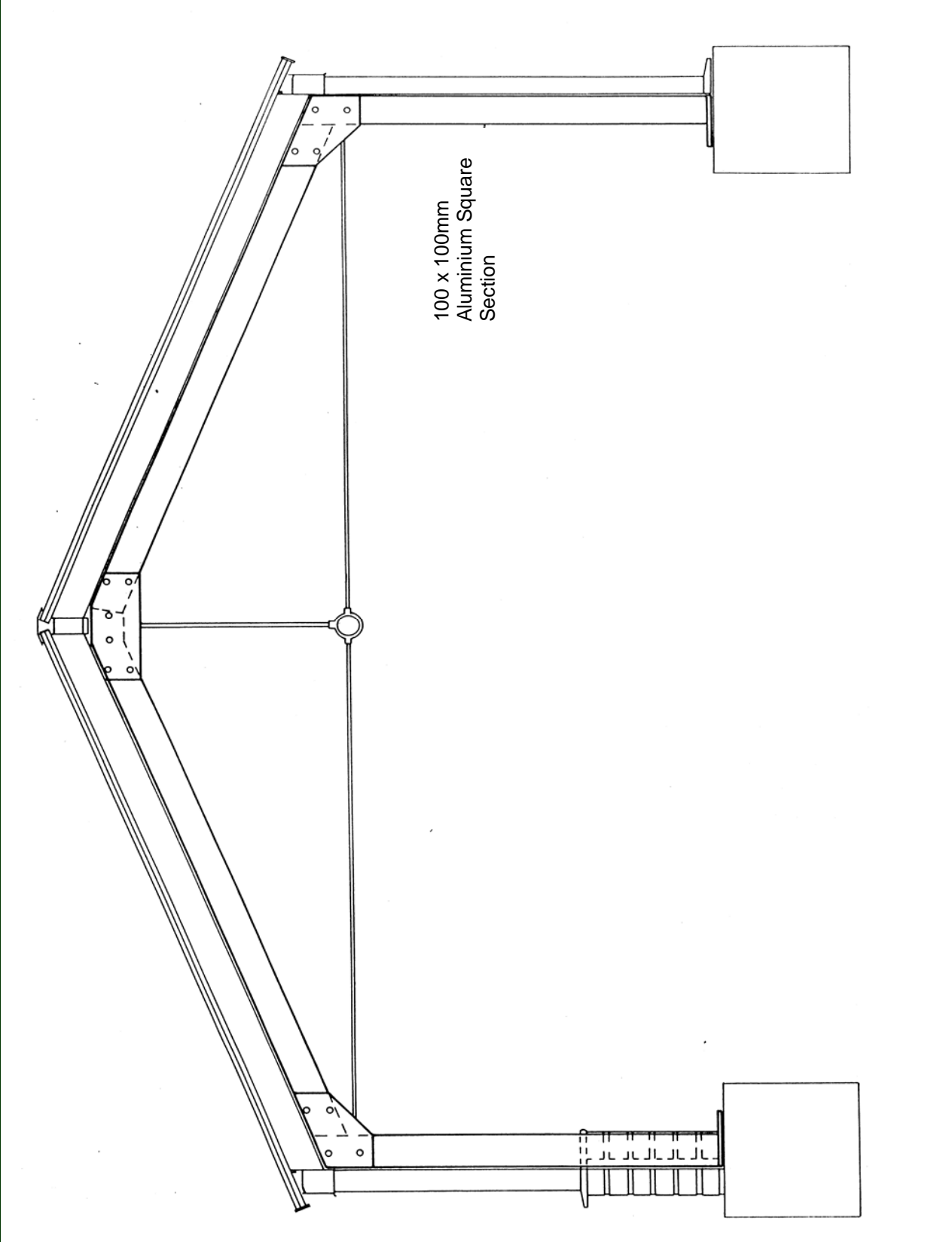
Clerestory
Lanterns & Orangeries

Rooflights, Skylights,
Lanterns & Pyramids

The "Perspective"
Glazed Roof System

"Engineered To Take Out The Doubt!"

SECTION: TYPICAL PORTAL FRAME



DESIGNER CONSTRUCTION LTD
91 ASHACRE LANE, WORTHING, SUSSEX, BN13 2DE